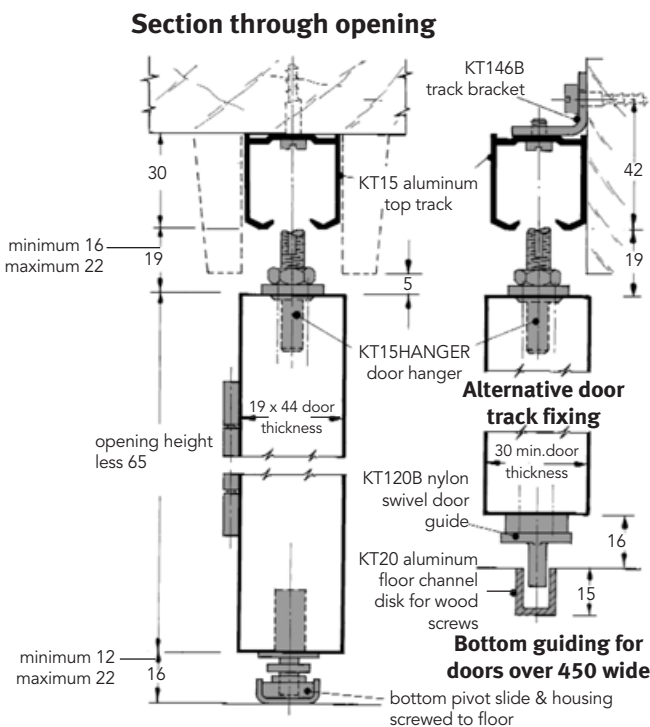


## KrisTrack® KT15KIT-2L Installation Instructions (may also be used for KT15PIVOT)

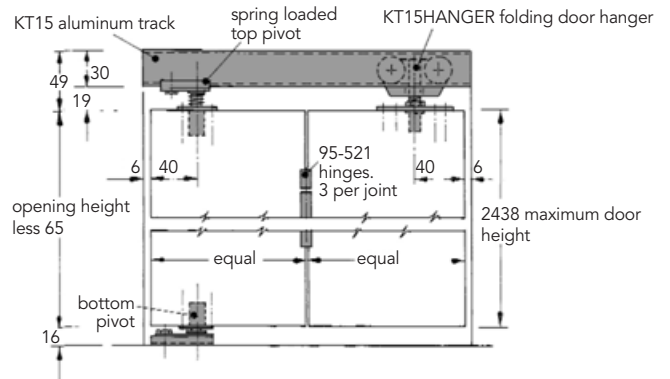
### Kit Includes:

KT15KIT-2L for 2 leaf application, comprising of (poly-bagged) 1-KT15HANGER, 1 set top and bottom pivots, 1 knob, 1 wrench, installation sheet plus all screws.

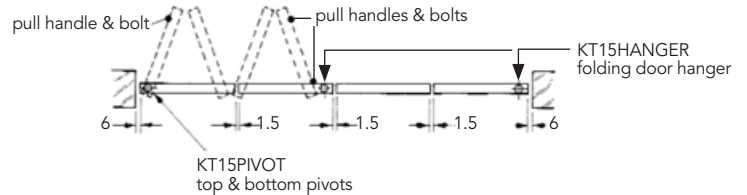
**NOTE:** For multiple leaves folding to one side use 1-KT15KIT-2L for the first 2 leaves and for each additional 2 leaves add 1-KT15HANGER and one bifold door knob KT189WPB.



### Plan showing 2 leaves folding to one side



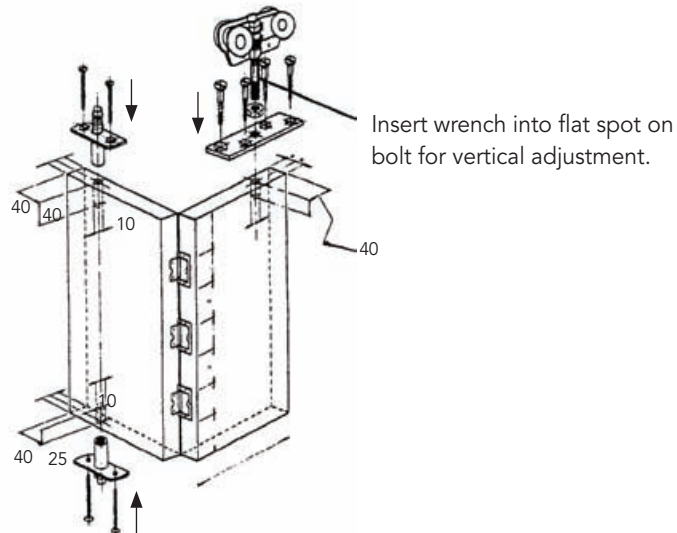
### Plan showing 4 leaves to one side

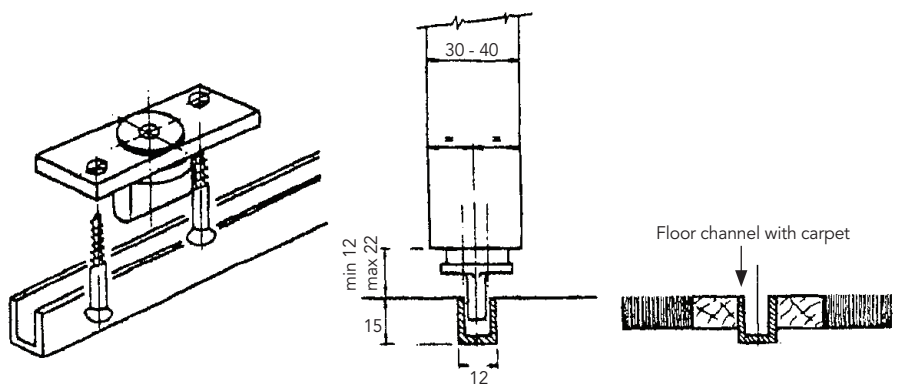
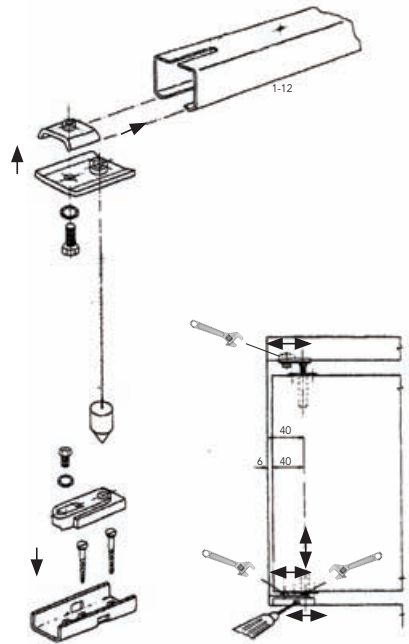
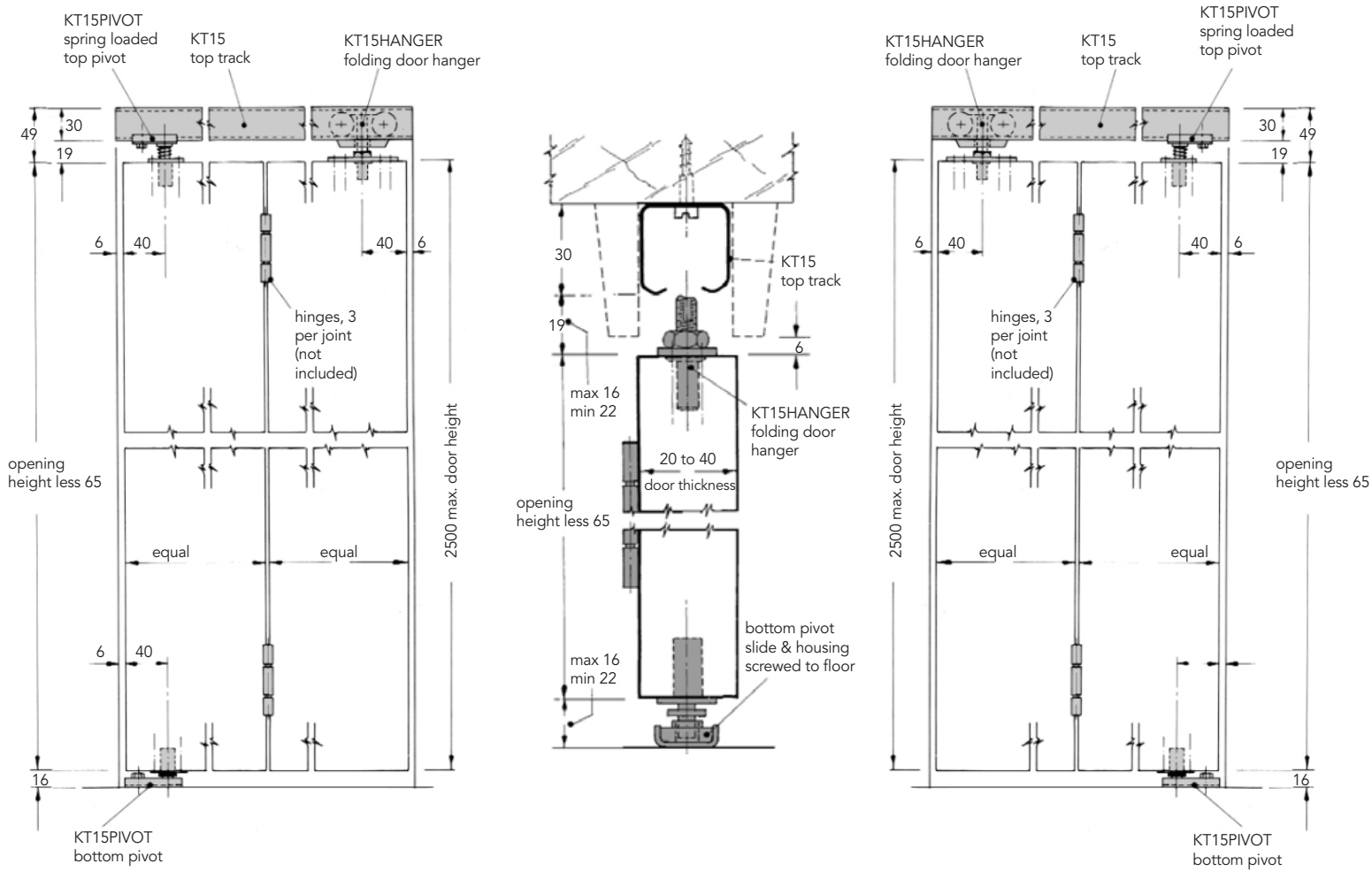


Calculate door widths as shown above. Drill 10 holes for fittings as shown, central and square in doors.

Fit top and bottom pivots into holes and screw in long wood screws. Fit hanger with door plate surface mounted.

Hinge doors together with 3 hinges per joint as shown. Doors over 2100mm high will require 4 hinges per joint.





Doors over 450mm wide or with weight in excess of 15kg need stabilizing with KT120B door guide fitted plumb under top hanger(s) and engaging KT20 floor channel. Minimum door thickness must be 30mm. (Not included in standard kits).

**Head Office & Manufacturing Centre - Vancouver, Canada**  
 7470 Buller Avenue, Burnaby, B.C. V5J 4S5 Canada  
 Ph: (604) 451-1080 • Fax: (604) 451-1140 • info@theDSgroup.com • Outside Vancouver, BC, please use our toll free numbers: Ph: 1-888-520-9009 Fax: 1-800-567-2887

**Branch Offices & Manufacturing Centres**  
 Toronto, Canada & Los Angeles, USA

**Eclipse Architectural® Corporate Showrooms**  
 Vancouver & Toronto, Canada • Los Angeles, California & Honolulu, Hawaii USA

The DS Group is the brand image of A.K. Draft Seal Ltd.