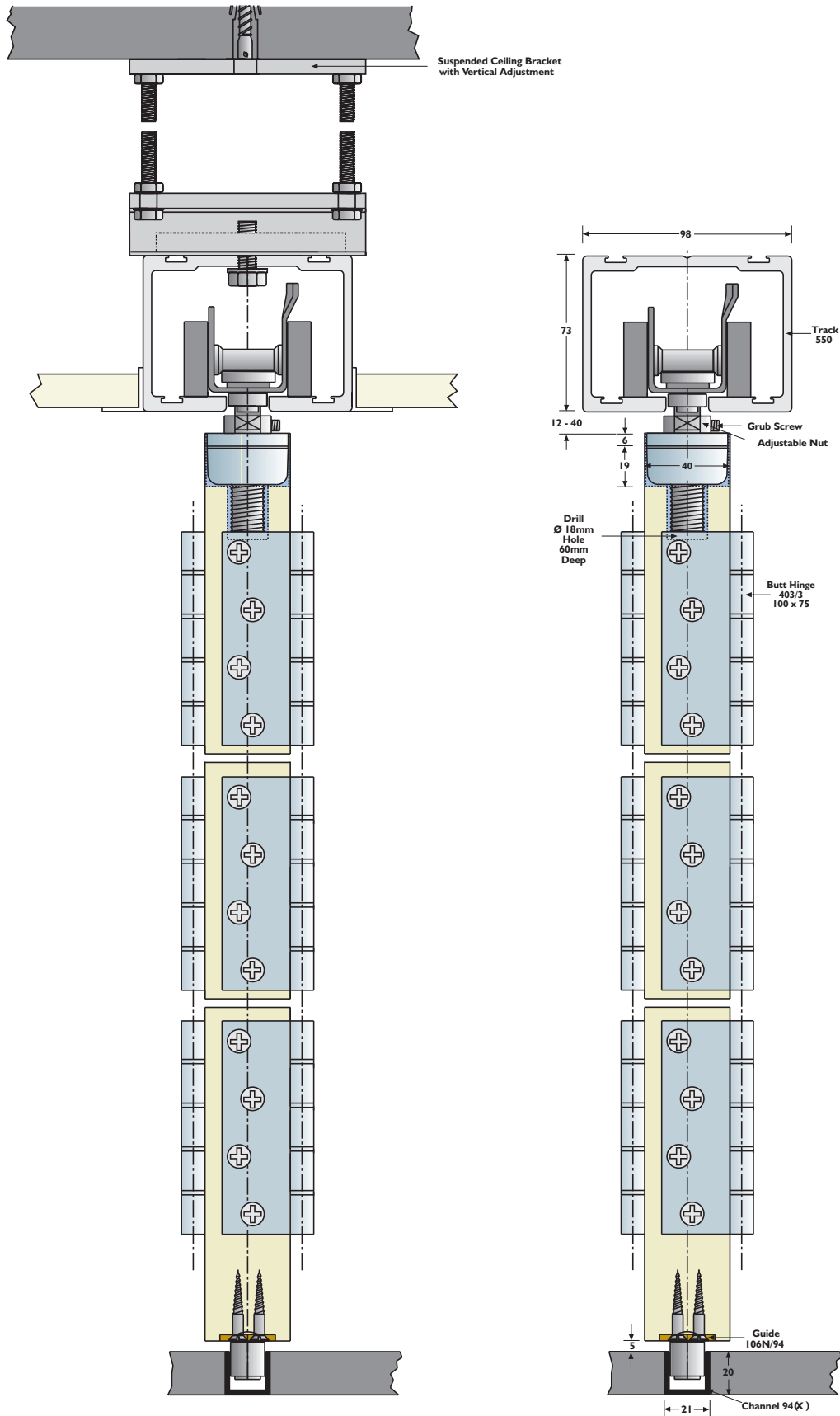
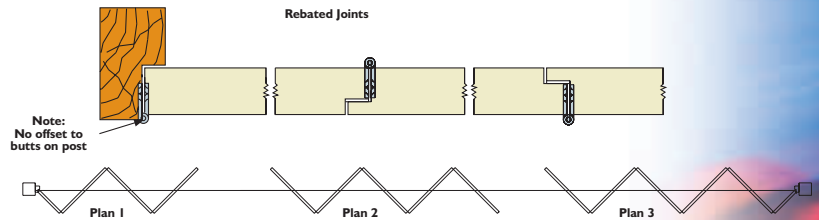


FLEXIROL INTERIOR CENTREFOLD FOR TIMBER DOORS



CAPACITY

Max. door weight: 125kg
 Max. door height: 4500mm
 Max. door width: 1200mm
 Door thickness: 50mm-57mm

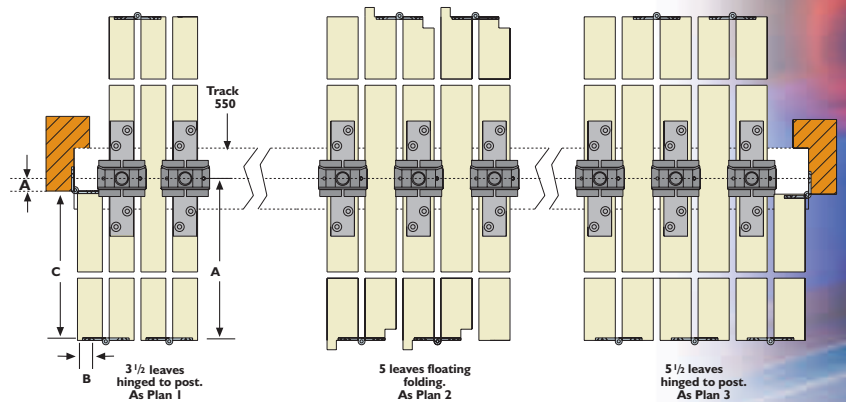


APPLICATIONS

Top-hung Flexirol gear and fittings for centre folding timber partition doors. Leaves are hung centrally and can fold to one or both sides. For applications hinged to the jamb, 3 1/2, 5 1/2 or 7 1/2 leaves can be used with the half-leaf hinged to the jamb. For best operation of floating units, 5, 7 or 9 leaves should be used. Any access door should be hinged separately to the jamb.

DOOR TYPES

Heavy commercial timber doors.



All full leaves are of equal width.
 A pivoting half-leaf (dimension **C**) is half the width of a full leaf (dimension **A**), less half of the leaf thickness (dimension **B**).
 Note: Hangers and guides are to be fitted to alternate leaves only.

TECHNICAL INFORMATION

Track:	550 (see components section for range of finishes)	
Brackets:	Face fix (fixed at 500mm intervals)	1A/550
	Soffit fix	3S/550
Hangers:	Timber doors	556/61
Guides:	Nylon roller guide	106N/94
Guide Channel:	Brass	94
	Aluminium	94X
	Aluminium threshold/guide channel	94T
Hinges:	Butt hinges - 100x75	403/3
Accessories:	Flush pull	400
	Flush bolts	333/454
	Narrow flush bolt and keep	F3715 & F3734

