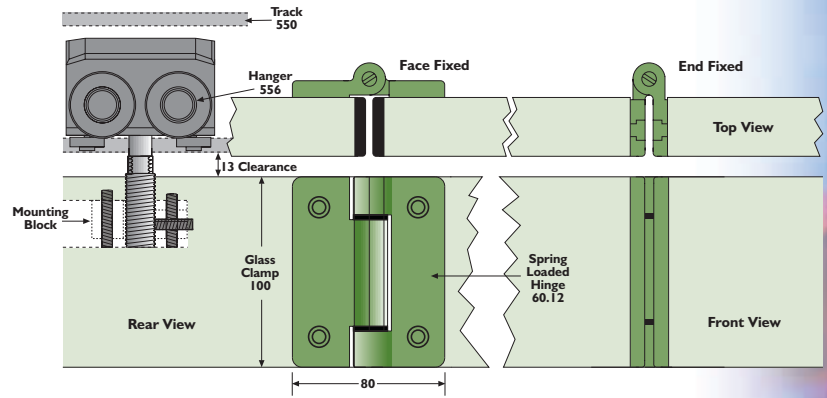


CAPACITY

- Max. door weight: 125kg
- Max. door height: 2500mm
- Max. door width: 900mm
- Panel thickness: 10mm or 12mm

APPLICATIONS

Flexirol Folding Glass covers both centre fold and end fold applications depending on the placement of the hangers within the profile.



DOOR TYPES

Glass panels of 10mm or 12mm thickness in BS6206 toughened glass. All profiles for glass panels are made to measure with all necessary routing completed.

TECHNICAL INFORMATION

Track: 550 (see components section for range of finishes)

Brackets: Face fix (fixed at 500mm intervals)
Soffit fix

Hangers: 556 with mounting block

Pivots: Glass pivot set

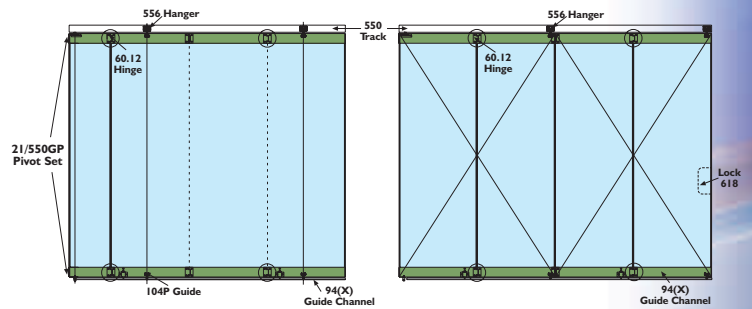
Guides: FRPN/94 mounting block

Guide Channel: Brass 94
Aluminium 94X
Aluminium threshold/guide channel 94T

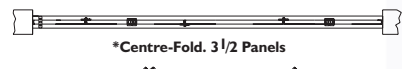
Hinges: Adjustable face fixed, spring-loaded hinge 60.12

Accessories: H22/200 D - handle 22mm dia. 200mm long
H22/300 D - handle 22mm dia. 300mm long
H33/220 D - handle 33mm dia. 220mm long
H33/300 D - handle 33mm dia. 300mm long

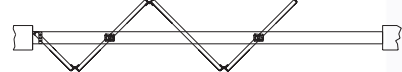
Glass door lock 618SA
Glass door receiving lock 619SA
(Standard handle set finishes are silver anodised and white RAL9010. Other finishes are available on request.)




1A/550
3S/550



*Centre-Fold. 3 1/2 Panels



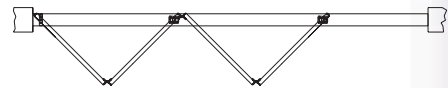
21/550GP



94
94X
94T



*End Fold. 4 Panels



618SA
619SA

* For other options see Guide to Quantities, page 66.

