

STRAIGHT SLIDING STERLING 800

E A C H D O O R W E I G H T M A X 8 0 0 k g

APPLICATION

- ▶ Sterling gear is designed for a wide range of commercial and industrial applications.
- ▶ The bottom roller design is suited to applications where the supporting structure or lintel is insufficient for the weight of the door, or where headroom is limited.
- ▶ The top guide channel may be soffit fixed or face fixed.
- ▶ To cover any width of opening, any number of doors can be used on single or multiple lines of track.
- ▶ To accommodate different building designs, doors can slide to one or both sides.
- ▶ Wicket doors for easy access may be incorporated into a sliding door.
- ▶ Where doors are fitted externally, a canopy is recommended to protect the top guide channel and rollers.

DOOR SPECIFICATION

For individual doors:

Max Door Height	5200mm
Max Door Weight	800 kg
Door Thickness	54-63mm

For ease of operation it is recommended that the door width should be at least 50% of the door height.

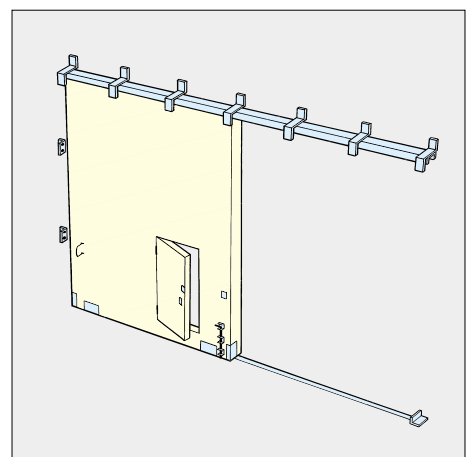

Timber doors may be partly or fully glazed, or framed, ledged and braced for industrial applications. On timber doors, rollers should be positioned clear of the joint between the bottom rail and stiles. Doors must be constructed with a bottom rail of minimum depth 300mm.

Metal doors should be framed and braced using steel angle and clad with sheeting as required. On metal doors, the rollers should be positioned securely in the bottom door frame section by welding or bolting.

The bottom rail must be set level and may be recessed for protection from traffic.

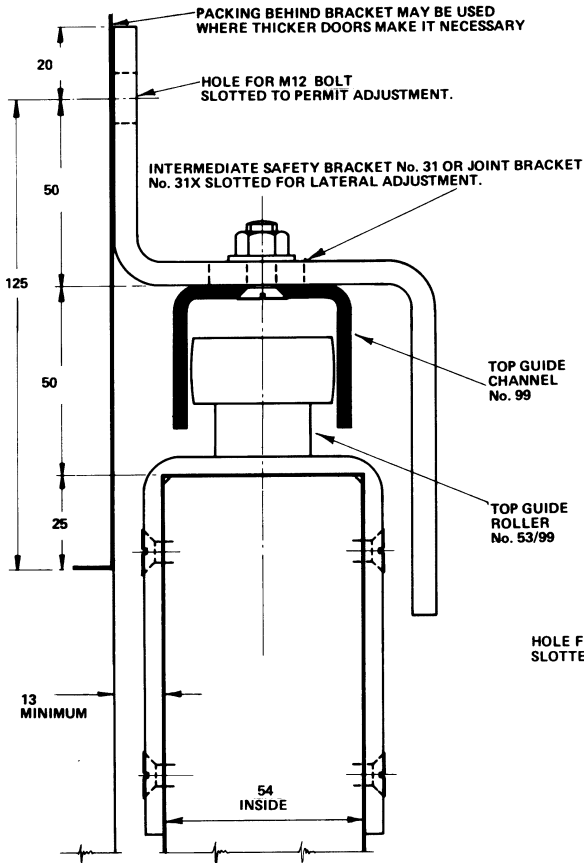
GEAR SPECIFICATION

Top Guide Channel	99 heavy duty galvanised steel	
Standard lengths:	2000mm, 2500mm, 3000mm	
Top Guide Brackets:-		
For single track (face fixing)	31	pressed steel zinc plated
For double track (face fixing)	35	pressed steel zinc plated
Drilled for soffit fixing.		
Fix at 900mm centres (maximum).		
Top Guide Rollers (2 per door):	53/99	timber industrial applications
	104/99	metal industrial applications
Bottom Rollers (2 per door):	No.3	for timber doors
	No.3S	for metal doors
	No.3SU	for metal doors (bolt on)
Sterling Bottom Roller is zinc plated and has maintenance free sealed for life roller bearing.		
Bottom Rail:	298	
Standard lengths:	2000mm, 2500mm and 3000mm.	
Accessories:	Bow Handles, Flush Pulls, Bolts, Locks and Stops.	

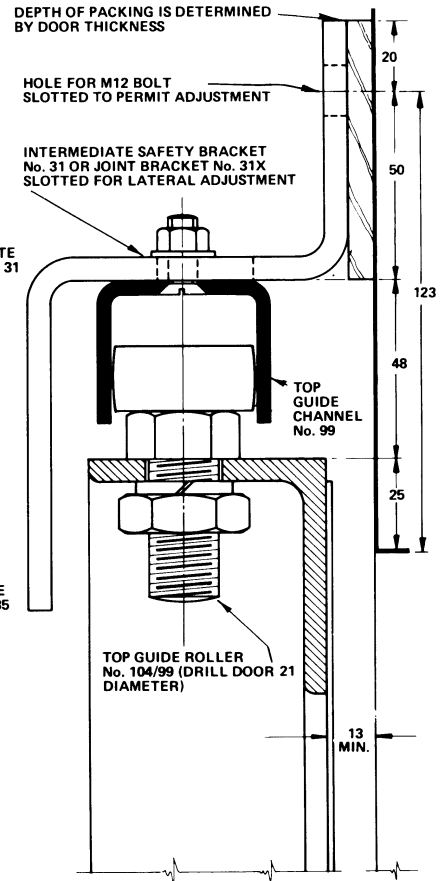
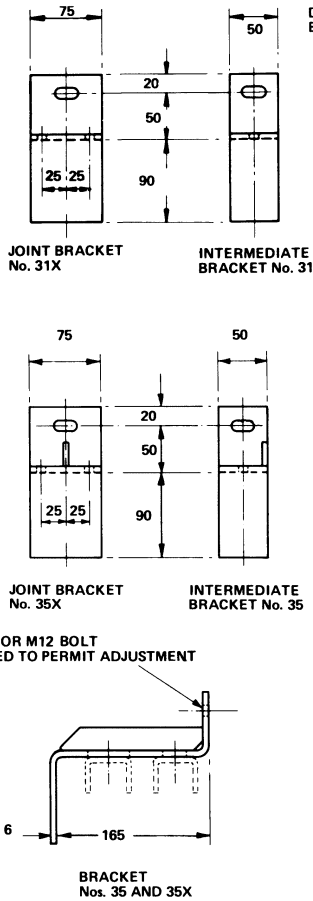


Standard Application

STRAIGHT SLIDING STERLING 800



SECTION SCALE 1 : 2



SECTION SCALE 1 : 2

